

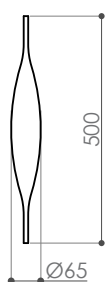
# melogranoblu

## HYDRA DELTA glass

design E. Rocchi & M. Crema - 2008

<b>DESCRIZIONE</b>	Hydra system hand blown glass pendant
Environment:	Indoor
Mounting:	Suspension with metallic mesh cord or with steel cable
Body:	Frosted or transparent hand blown glass
Weight:	147 g

dimensions in mm



Delta




# melogranoblu

## LIGHT SOURCE USABLE

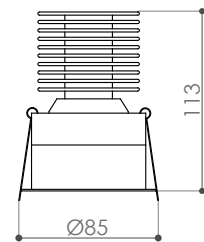
IP20   CE **LED**

### → INDIRECT LIGHT\_outer glass source

#### → RECESSED (only with false ceiling)



Recessed LED spotlight 10W, 24Vdc, 2700 K cri93 optic 6° circular body ø 85 mm.

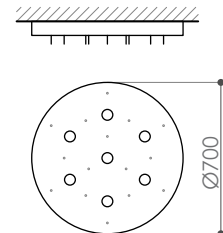


#### → CEILING

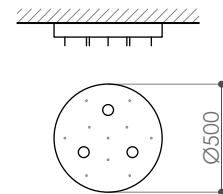
##### → standard dimensions:



Round ceiling LED Ø 70 cm varnished or nikel plate 7 x 10W LED dimmable, 2700 K optic 10°. 15 fixing supports for metallic mesh cords.



Round ceiling LED Ø 50 cm varnished or nikel plate 3 x 10W LED dimmable, 2700 K optic 10°. 10 fixing supports for metallic mesh cords.

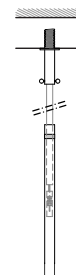


##### → custom: melogranoblu can design and product custom ceilings

### → DIRECT LIGHT\_inner glass source

LED module 2,7 watt, 24 Vdc  
2700K, 250 lm CRI90

Can only be used with metallic mesh cord hanging system and only in the presence of false ceiling.



# melogranoblu

## HANGING SYSTEMS

→ METALLIC MESH CORD Ø 8mm



- #T11 Red
- #T39 Orange
- #T26 Gold
- #T36 Purple
- #T35 Wistaria
- #T12 China Blue
- #T08 Titanium
- #T00 Copper
- #T20 Brown
- #T07 Silver
- #T21 Black

→ STEEL CABLE Ø 0,6 mm

The steel cable hanging system does not allow to use the inner glass light source.

